

THE DIMINISHED SCALE

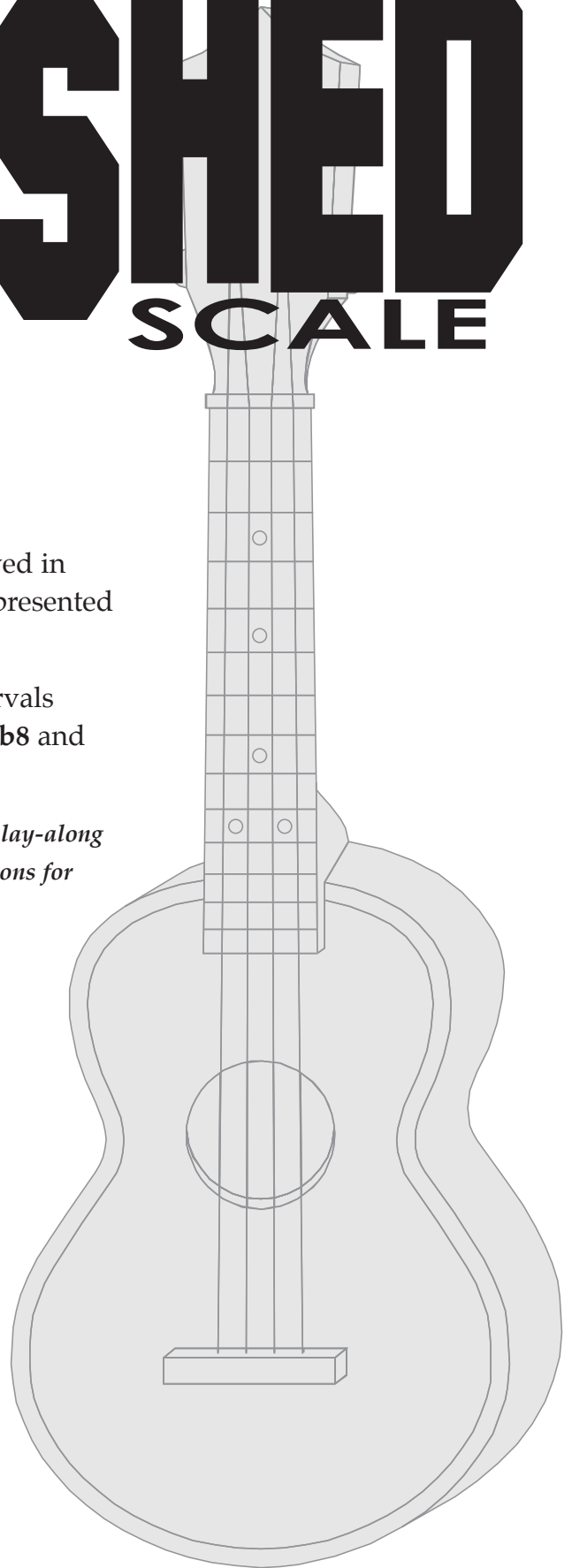
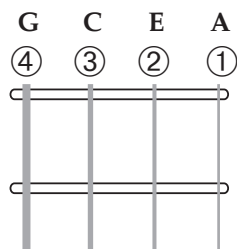
The Diminished Scale

One octave Diminished scale fingerings can be played in many positions. A one octave fingering solution is presented for each finger starting on string ④ and ③.

The Diminished scale consists of the following intervals (based on a major scale) **Root, 2, b3, 4, b5, b6, bb7, b8** and **octave**.

To help explore improvising using this scale you can use the play-along companion CD from the book QUICKSTART Chord Progressions for Lead Guitar.

♪ Low "G" Tuning is from string ④ to ① G C E A



Diminished



1

4

Basic

Finger 1, String ④ Alternate

One octave C Diminished scale starting on finger 1, string ④

Root	Fret
G#/A ^b	1
A	2
A#/B ^b	3
B	4
C	5
C#/D ^b	6
D	7
D#/E ^b	8
E	9
F	10
F#/G ^b	11
G	12
G#/A ^b	13

Same scale one octave higher

Finger 1 3 4 1 2 4 1 3 4

5 7 8 5 6 8 5 7 8

C D Eb F Gb Ab Bbb Cb C'

Root 2 3 4 b5 b6 bb7 b8 Octave



Finger 2, String ④ Alternate

One octave C Diminished scale starting on finger 2, string ④

2

④

Alternate

Root	Fret
G#/A ^b	1
A	2
A#/B ^b	3
B	4
C	5
C#/D ^b	6
D	7
D#/E ^b	8
E	9
F	10
F#/G ^b	11
G	12
G#/A ^b	13

Same scale one octave higher

* This fingering introduces a **slide** of the 1st finger.

Finger 1 3 4 1 2 4 1 3 4

5 7 8 5 6 8 5 7 8

C D Eb F Gb Ab Bbb Cb C'

Root 2 3 4 b5 b6 bb7 b8 Octave



3

4

Alternate

Finger 3, String ④ Alternate

One octave C Diminished scale starting on finger 3, string ④

Root	Fret
G#/A ^b	1
A	2
A#/B ^b	3
B	4
C	5
C#/D ^b	6
D	7
D#/E ^b	8
E	9
F	10
F#/G ^b	11
G	12
G#/A ^b	13

Same scale one octave higher

* This fingering introduces a **pass** to the 2nd finger.

Finger 1 3 4 1 2 4 1 3 4

5 7 8 5 6 8 5 7 8

C D Eb F Gb Ab Bbb Cb C'

Root 2 3 4 b5 b6 bb7 b8 Octave





Finger 4, String ④ Basic

4

④

One octave C Diminished scale starting on finger 4, string ④

Alternate

Root	Fret
G#/A ^b	1
A	2
A#/B ^b	3
B	4
C	5
C#/D ^b	6
D	7
D#/E ^b	8
E	9
F	10
F#/G ^b	11
G	12
G#/A ^b	13

Same scale one octave higher

* This fingering introduces a **pass** to the 2nd finger.

Finger: 1 3 4 1 2 4 1 3 4

5 7 8 5 6 8 5 7 8

C D Eb F Gb Ab Bbb Cb C'

Root 2 3 4 b5 b6 bb7 b8 Octave



1

3

Alternate

Finger 1, String ③ Basic

One octave C Diminished scale starting on finger 1, string ③

Root	Fret
C#/D ^b	1
D	2
D#/E ^b	3
E	4
F	5
F#/G ^b	6
G	7
G#/A ^b	8
A	9
A#/B ^b	10
B	11
C	12
C#/D ^b	13

Same scale one octave higher

* This fingering introduces a **pass** to the 2nd finger.

Finger	1	3	4	1	2	4	1	3	4
Notes	C	D	E ^b	F	G ^b	A ^b	B ^{bb}	C ^b	C'
Fret	12	14	15	13	14	16	13	15	16
Scale Degree	Root	2	3	4	b5	b6	bb7	b8	Octave

Not all keys are possible on all ukuleles





Finger 2, String ③ Alternate

2

③

One octave C Diminished scale starting on finger 2, string ③

Alternate

Root	Fret
C#/D ^b	1
D	2
D#/E ^b	3
E	4
F	5
F#/G ^b	6
G	7
G#/A ^b	8
A	9
A#/B ^b	10
B	11
C	12
C#/D ^b	13

Same scale one octave higher

* This fingering introduces a **slide** of the 1st finger.

Finger 2 3 4 4 2 1 4 2 4 1 1 1 3 3 4

12 14 15 13 14 16 13 15 16

C D Eb F Gb Ab Bbb Cb C'

Root 2 3 4 b5 b6 bb7 b8 Octave

Not all keys are possible on all ukuleles





3

3

Alternate

Finger 3, String 3 Basic

One octave C Diminished scale starting on finger 3, string 3

Root	Fret
C#/D ^b	1
D	2
D#/E ^b	3
E	4
F	5
F#/G ^b	6
G	7
G#/A ^b	8
A	9
A#/B ^b	10
B	11
C	12
C#/D ^b	13

Same scale one octave higher

* This fingering introduces a pass to the 2nd finger.

Finger 1 3 4 1 2 4 1 3 4

12 14 15 13 14 16 13 15 16

C D Eb F Gb Ab Bbb Cb C'

Root 2 3 4 b5 b6 bb7 b8 Octave

Not all keys are possible on all ukuleles





Finger 4, String ③ Alternate

4

③

One octave C Diminished scale starting on finger 4, string ③

Alternate

Root	Fret
C#/D ^b	1
D	2
D#/E ^b	3
E	4
F	5
F#/G ^b	6
G	7
G#/A ^b	8
A	9
A#/B ^b	10
B	11
C	12
C#/D ^b	13

Same scale one octave higher

* This fingering introduces a pass to the 2nd finger.

Finger	1	3	4	1	2	4	1	3	4
Notes	C	D	E ^b	F	G ^b	A ^b	B ^{bb}	C ^b	C'
Root	2	3	4	b5	b6	bb7	b8	Octave	

Not all keys are possible on all ukuleles

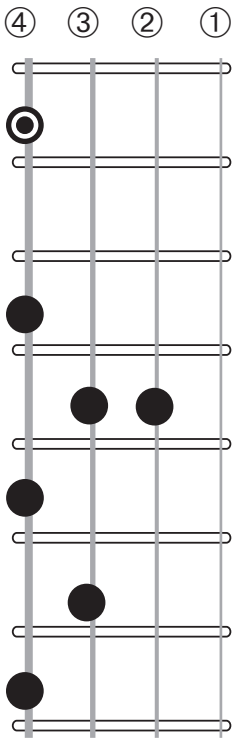


One Octave Scale

Diminished Shapes

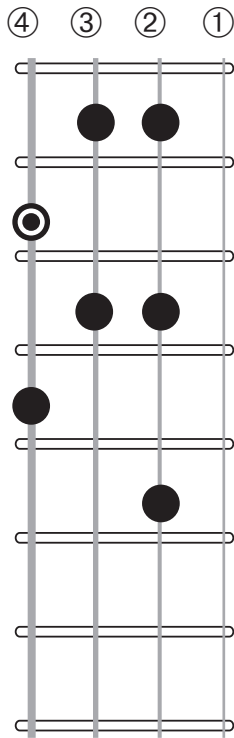
Finger: 1

String: ④



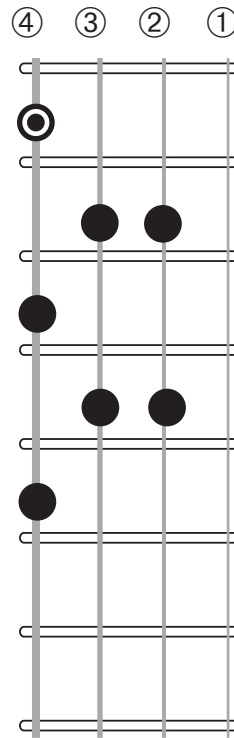
Finger: 2

String: ④



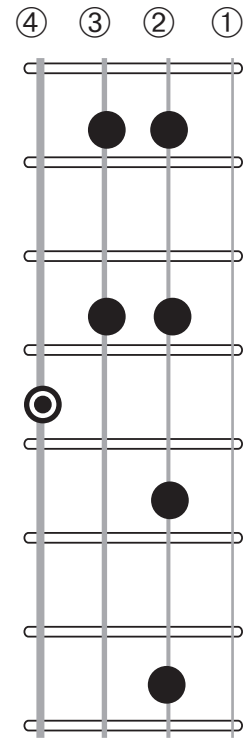
Finger: 3

String: ④



Finger: 4

String: ④



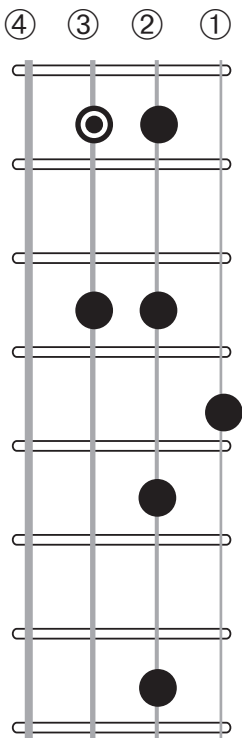


One Octave Scale

Diminished Shapes

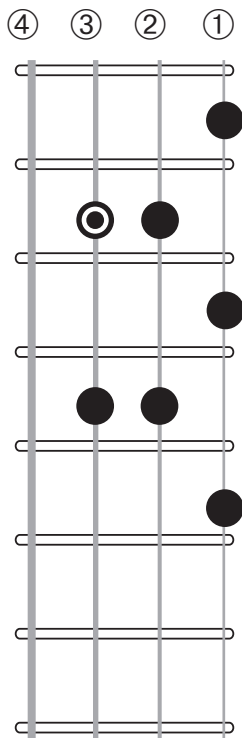
Finger: 1

String: ③



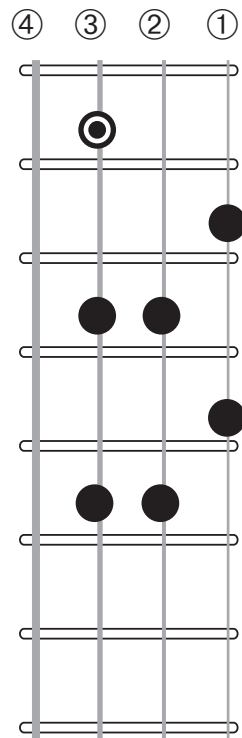
Finger: 2

String: ③




Finger: 3, 4

String: ③



Diminished





Diminished Scale Chord Chart

The Diminished scale can be used over the following chords.

Scale Chords
Key

C	C°	C°7	
G	G°	G°7	
D	D°	D°7	
A	A°	A°7	
E	E°	E°7	
B	B°	B°7	
F#	F#°	F#°7	
C#	C#°	C#°7	
F	F°	F°7	
Bb	Bb°	Bb°7	
Eb	Eb°	Eb°7	
Ab	Ab°	Ab°7	
Db	Db°	Db°7	
Gb	Gb°	Gb°7	
Cb	Cb°	Cb°7	





Diminished Scale Fingerings

The **Diminished Scale** scale is a symmetrical scale with a repeating pattern of whole steps and half steps from the previous. You need three Diminished scales to cover all 15 keys.

1) C D Eb F Gb A Bbb Cb C'

2) Db Eb Fb G Abb Bbb Cbb Db'

3) D E F G Ab Bb Cb Db D'

Based on the major scale the **Diminished Scale** contains the following scale degrees:

1 2 b3 4 b5 6 bb7 b8 8

The theoretically *correct* spelling of the scales are shown. However enharmonic note names can be used too make it a little easier to remember. Or simply the repeating whole step and half step pattern.

The diminished scale works over a diminished or diminished seventh chords with the same root.

