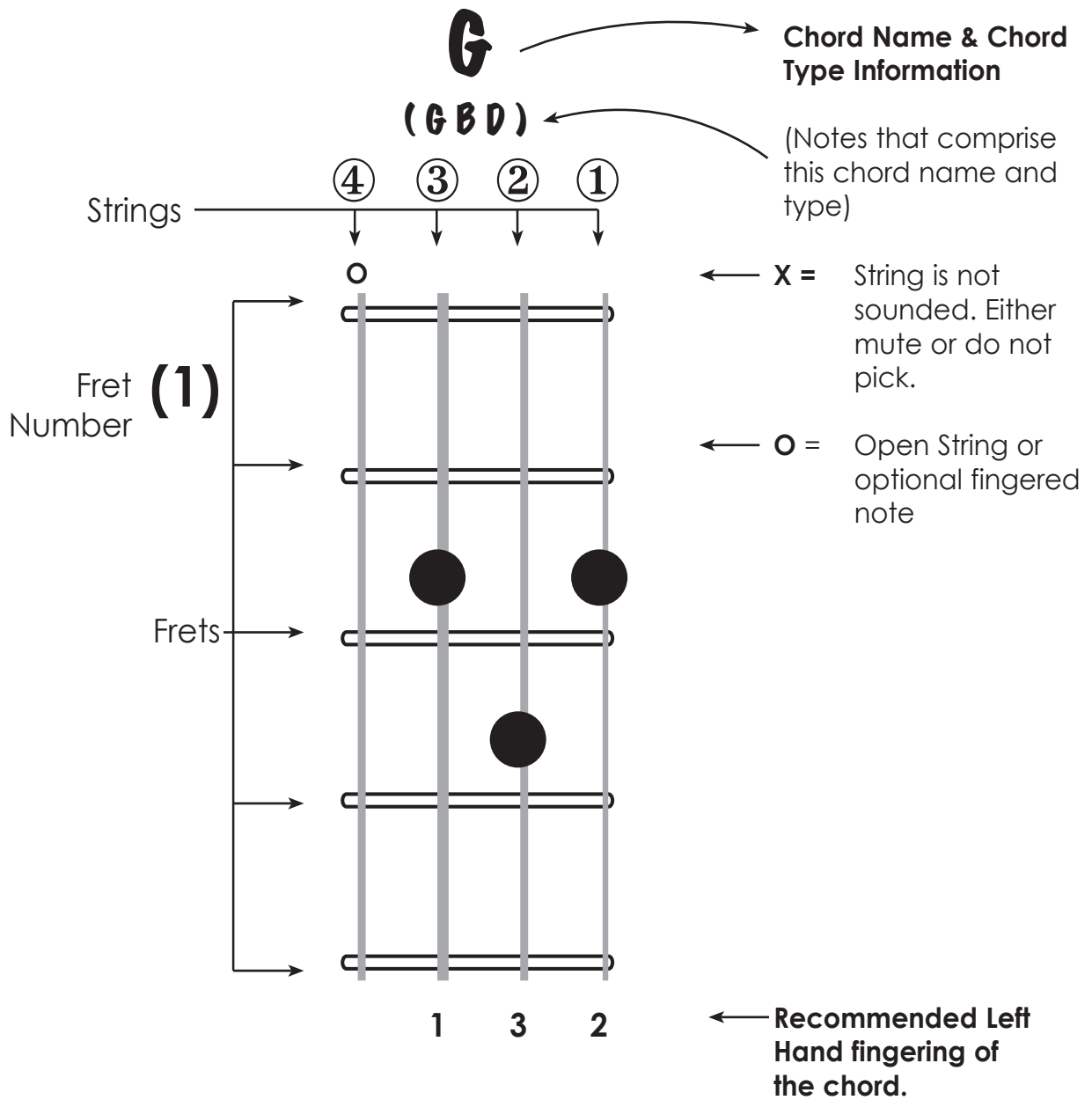


The Chord Diagram - Explained



Curt Sheller Publications
2050 Orlando Rd
Pottstown, PA 19464-2348
www.curtsheller.com

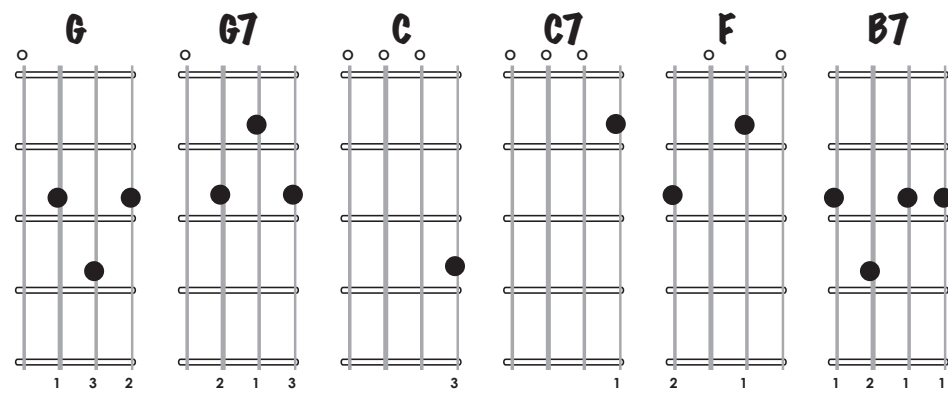
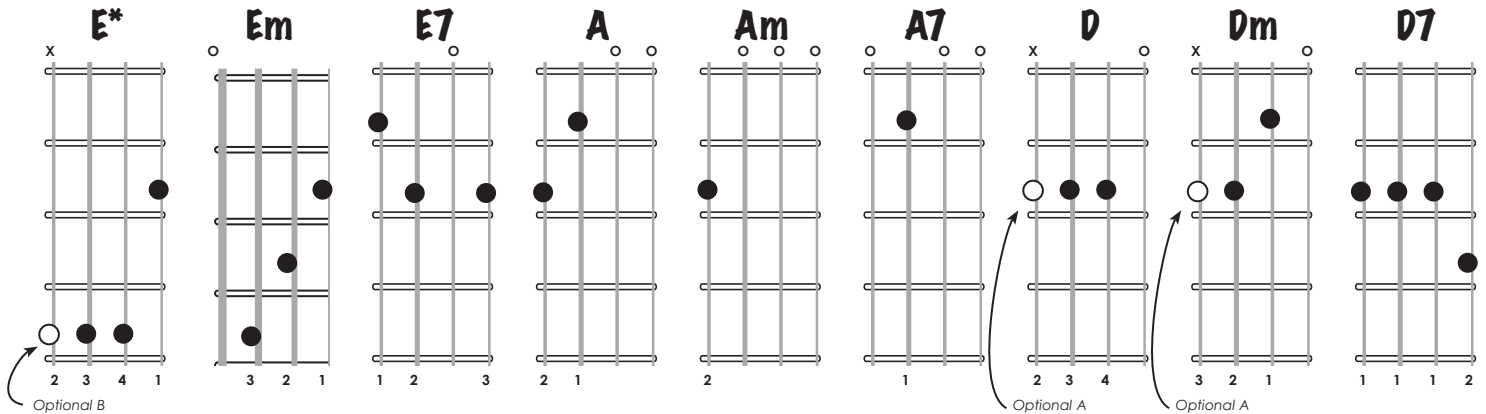


NOTE: All chord Fingerings are recommended but not mandatory.


Basic Ukulele "Uke" Chords

"C" Tuning (G C E A) or Low G "C" Tuning for Soprano, Concert and Tenor Ukuleles

These basic chords allow one you to play common chord progressions in Rock, Pop, Country and Folk styles.



For a complete understanding on building advanced chords see the book *The Advanced Guide to Ukulele Chords* by Curt Sheller. The book covers all that you need to know to build the more advanced 4-part contemporary aka "jazz" chords.

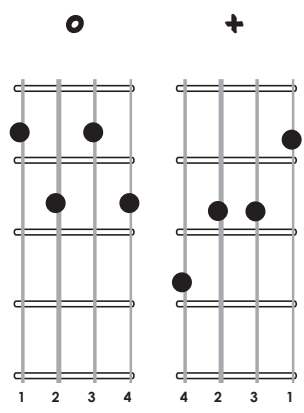


Neutral Chords - Diminished and Augmented

The Diminished and Augmented chords are "Neutral" chords. ANY one of the notes in the chord can be the root of the chord.

For a **Diminished** chord a °7 chord is usually played. The A° (A°7) chord could also be A°7, Bb°7, Gb°7, C°7 and their enharmonic equivalents.

An **Augmented** chord any on of the notes can be a root.



* Movable chord form. Chords with no open string notes can be transposed up and down the neck creating the same chord type but with a different root. An example would be the D7 chord 1 fret higher is a D#7 or Eb7, 2 frets higher is a E7 chord, 3 frets higher an F7 chord and on up till you run out of Uke.

NOTE: All chord Fingerings are recommended but not mandatory.