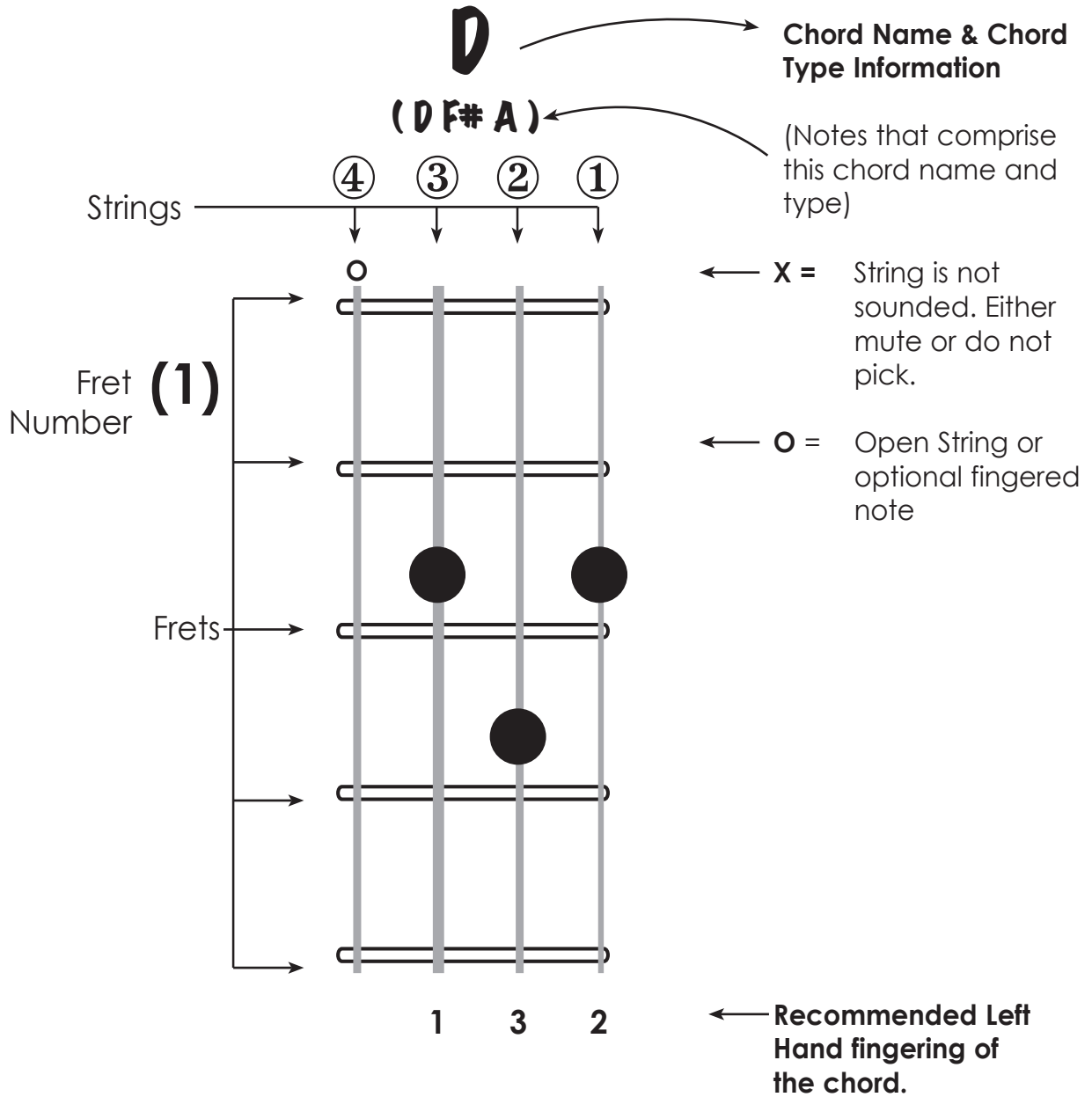


# The Chord Diagram - Explained



**Curt Sheller Publications**  
2050 Orlando Rd  
Pottstown, PA 19464-2348  
www.curtsheller.com

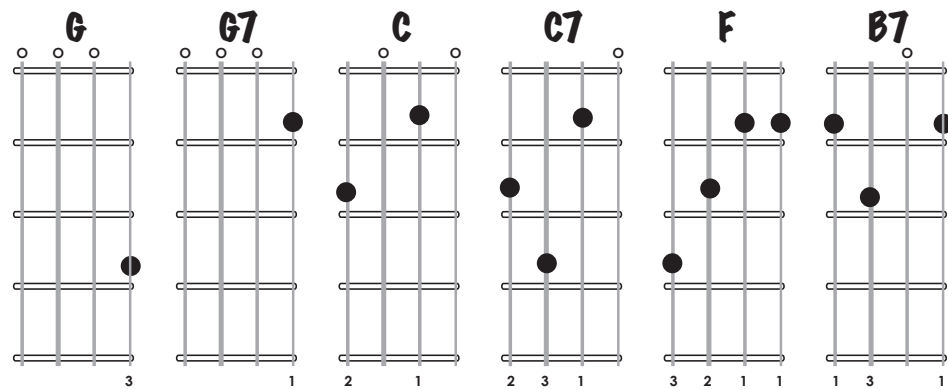
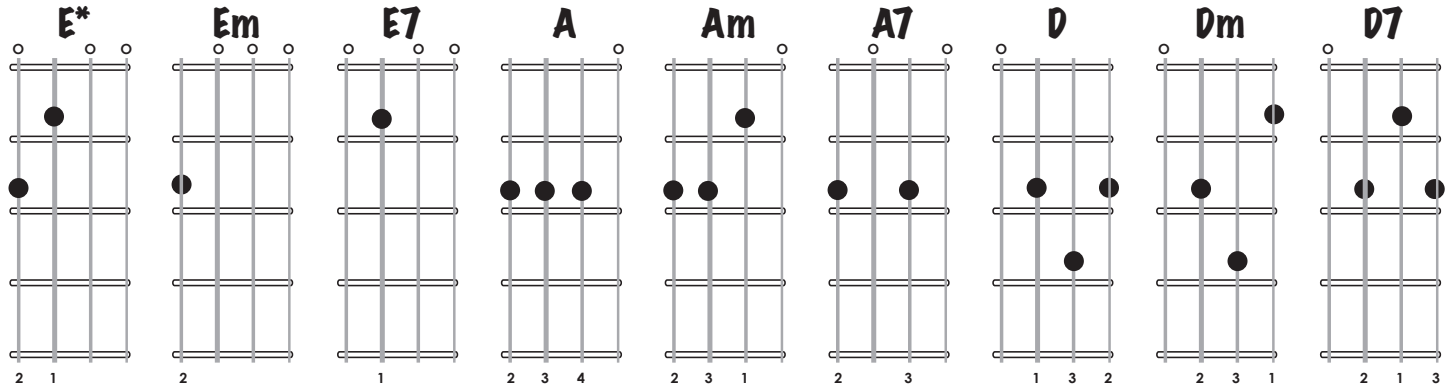


**NOTE:** All chord Fingerings are recommended but not mandatory.

# Basic Ukulele “Uke” Chords 🎸

## “G” Tuning (D G B E) or Low G “G” Tuning for Tenor and Baritone Ukuleles

These basic chords allow one you to play common chord progressions in Rock, Pop, Country and Folk styles.

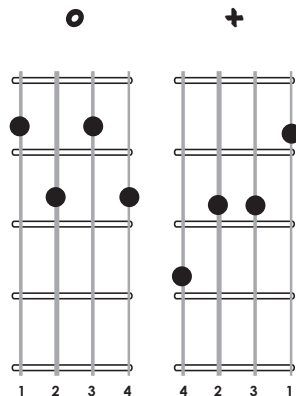


### Neutral Chords - Diminished and Augmented


The Diminished and Augmented chords are “Neutral” chords. ANY one of the notes in the chord can be the root of the chord.

For a **Diminished** chord a °7 chord is usually played. The A° (A°7) chord could also be A°7, Bb°7, Gb°7, C°7 and their enharmonic equivalents.

An **Augmented** chord any on of the notes can be a root.



For a complete understanding on building advanced chords see the book *The Advanced Guide to Ukulele Chords* by Curt Sheller. The book covers all that you need to know to build the more advanced 4-part contemporary aka “jazz” chords.



Available online at [www.UkuleleResources.com](http://www.UkuleleResources.com)

\* Movable chord form. Chords with no open string notes can be transposed up and down the neck creating the same chord type but with a different root. An example would be the F chord 1 fret higher is a F# or Gb, 2 frets higher is a G chord, 3 frets higher an G# or Ab chord and on up the neck till you run out of Uke.

**NOTE:** All chord Fingerings are recommended but not mandatory.